



North Carolina Hazardous Materials Tier II State Fields Guide

2023
Version 1.0

Table of Contents

Introduction	2
Purpose	2
Records of Changes.....	2
1. Fire District	3
2. Company Name.....	3
3. Facility Type	3
4. Site Plans	4
5. Other Regulatory Programs.....	5
6. Nearest Hazardous Materials Response Team	6
7. Deregister	7
8. Chemical State Fields.....	8
9. Maximum Amount in Largest Container.....	8
10. Additional Information Attachments Best Practices	9

Hazardous Materials – NC Tier II State Fields

Introduction

Purpose

The North Carolina Tier II State Fields Guide is to provide facilities an overview of each field and best practices for incorporation into the annual Tier II submittal.

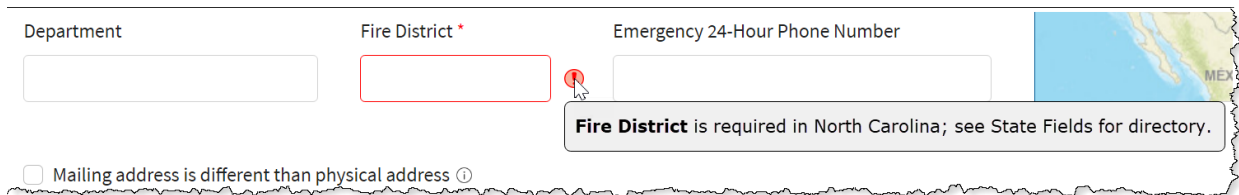
Records of Changes

Recommended modifications or changes of guide will be completed by North Carolina Emergency Management (NCEM) hazardous material coordinators for review and inclusion. Modification or change notification format is not limited and should be in the most expedient manner. The severity of the modification or change will dictate the urgency of inclusion and redistribution of the complete SOP or JA. Minor changes should be disseminated in memorandum format and accompany or be incorporated into the SOP or JA following the cover page and before the table of contents. Memorandums of change documentation will be stored in the working files folder of the corresponding SOP or JA by the program manager.

CHANGE TYPE	NUMBER	CHANGE DATE	DATE POSTED	AUTHORIZED BY
INITIAL	1	OCTOBER 2023		

1. Fire District

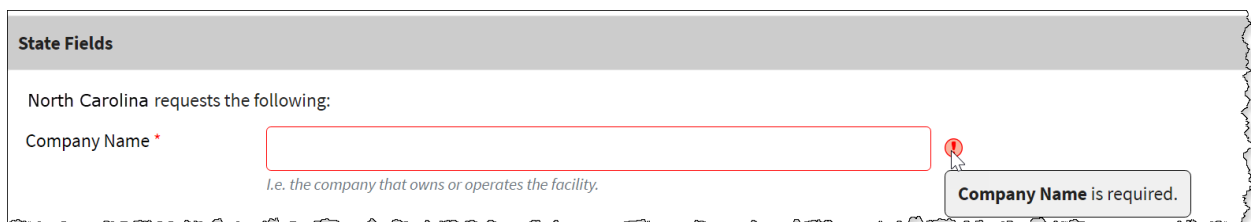
On the main Facility record, the Fire District field in the “Location” section will be required. A link to the [NC Fire Department Directory](#) is provided. Facilities are to enter their first responding fire department information as provided in the NC Office of State Fire Marshal Fire Department Directory. Facilities are encouraged to coordinate with their local fire departments regularly, conducting walk thoroughs and pre-planning for any type of emergency.



The screenshot shows a form with three input fields: "Department", "Fire District *", and "Emergency 24-Hour Phone Number". The "Fire District *" field is highlighted with a red border. A tooltip box is positioned over the "Fire District *" field, containing the text: "Fire District is required in North Carolina; see State Fields for directory." Below the fields, there is a checkbox labeled "Mailing address is different than physical address" with an information icon.

2. Company Name

Company Name is required. Please enter the company name as listed in Dun and Bradstreet or company billing name. Company Name may be the same as the Facility Name field. The company name should be the same for all facilities across NC. The facility name may be unique to the facility. Company name may assist NC SERCs and LEPCs with billing or facility categorization.



The screenshot shows a form section titled "State Fields". Below the title, it says "North Carolina requests the following:". There is a required field "Company Name *" with a red border. Below the field is the text "i.e. the company that owns or operates the facility." A tooltip box is positioned over the "Company Name *" field, containing the text: "Company Name is required."

3. Facility Type

Facility Type is required. Facility type assists the SERC/LEPC with chemical reporting and fee exemptions. Select the appropriate type from the drop-down list.

- Industrial/Other Private Business
- Government (Federal, State, or Local)
- Educational
 - Schools, universities, training facilities, etc.
- Tribal (Federally Recognized)
- Agricultural (Industrial/Commercial)
- Agricultural (Fertilizer/Pesticide Storage & Sales)
 - Facility that stores any agricultural or fertilizer substance that is held for sale by a retailer to the ultimate consumer.
- Agricultural (Family Farm)

Hazardous Materials – NC Tier II State Fields

- Motor Vehicle Dealer
 - As defined in N.C.G.S. 20-286(11)
- Motor Vehicle Fuel Retailer
 - As defined in 40 CFR 370.10(a)(2)

Facility Type *

~~These options have changed since 2016. Please review your answer before submitting.~~

Facility Type is required.

- Industrial/Other Private Business
- Government (Federal, State, or Local)
- Educational
- Tribal (Federally Recognized)
- Agricultural (Industrial/Commercial)
- Agricultural (Fertilizer/Pesticide Storage & Sales)
- Agricultural (Family Farm)
- Motor Vehicle Dealer
- Motor Vehicle Fuel Retailer
- Explore values...

4. Site Plans

Best practice is for all Tier II facilities to provide a site plan identifying locations for hazardous material storage.

For facilities subject to the emergency planning requirement of EPCRA Section 302 per EPCRA guidelines, North Carolina request facilities provide floor plans as a site plan (rather than an aerial photo). Load the site plan under Additional Information.

Note for Section 302 Facilities, if under Additional Information, the attachments are empty, a yellow warning icon shows next to the Attachments heading and the warning message says: “The field related to attaching facility floor plans is checked but **there are no attachments**” until an attachment is loaded.

For EPCRA Section 302 Planners: Facility floor plans attached as a site plan

Best practice for site plan format is to collaborate with the responding fire department and LEPC on layout and file format preferences. Local responders may have software or systems to load the site plan.

At minimum, site plans should include the following components:

1. North will always be on top (orientation N or otherwise indicated in uploaded file)

Hazardous Materials – NC Tier II State Fields

2. Name and address
3. Floor Plan, not aerial
4. Access/ Egress
5. HAZMAT locations/Areas
6. Employee Rally Points
7. Shelter in Place

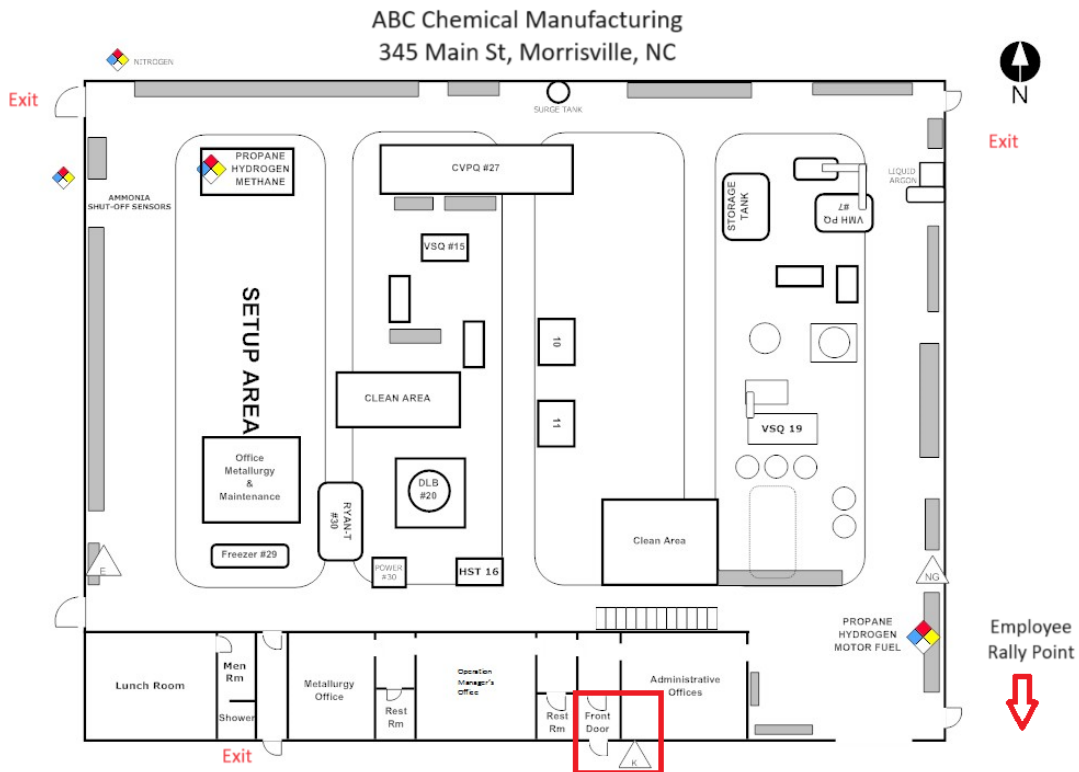


Figure 1. Example Site Plan

5. Other Regulatory Programs

The next group of new fields in the State Fields section on Facility records will be five questions about whether the facility is covered under other regulations. If the facility falls under the regulatory program, select yes and in the Facility Identification, enter the ID Type and number as provided by the regulatory agency.

These are required for North Carolina except CFATS is optional. The purpose for facilities subject to CFATS to provide their status is to partner with emergency managers and LEPCs to review information that may compromise site security and redact for EPCRA public information requests. It is recommended for facilities to complete EPA confidential location information forms for CFATS chemicals available at

Hazardous Materials – NC Tier II State Fields

<https://www.epa.gov/epcra/tier-ii-forms-and-instructions> and attach the completed form under Additional Information for NC SERC submission.

CFATS, RCRA*, RMP, TRI, OSHA PSM

Additionally, there are two additional fields below the RCRA section, which are initially grayed out. If the filer picks the YES options for LARGE or SMALL (but not VERY SMALL) for RCRA, those fields are enabled and required.

RCRA facilities are requested to provide a copy of their RCRA hazardous waste contingency plan and/or quick guide under Additional Information. Loading RCRA plans in E-Plan satisfies submission to the SERC. Confirm with your local fire department and LEPC if loading in E-Plan meets local requirements.

Note a warning will appear if RCRA is selected and there are and there are NO attachments under Additional Information until an attachment is loaded.

Other Regulatory Programs: The Tier II form is required under the conditions specified by the Emergency Planning and Community Right-to-Know Act (EPCRA). However, you may also report under other chemical regulatory programs too. Indicate that information below. Additionally, if any of those programs have identification numbers for your site, you can enter those in the ID and Regulations section above. (For facilities subject to CFATS, note that information that may compromise site security will be redacted from EPCRA public information requests.)

Are you regulated under the Department of Homeland Security CFATS program? Yes No Unknown

Are you regulated under the OSHA Process Safety Management program? Yes No Unknown

Are you regulated under the EPA Risk Management Program (RMP)? Yes No Unknown

Are you regulated under the EPA Toxics Release Inventory (TRI) program? Yes No Unknown

Are you regulated under the Resource Conservation and Recovery Act (RCRA) as a generator of hazardous waste? No
 Yes; Large Quantity Generator (LQG)
 Yes; Small Quantity Generator (SQG)
 Yes; Very Small Quantity Generator (VSQG)
 Unknown

RCRA hazardous waste contingency plan and/or quick guide attached

RCRA Site ID Number

A selection for **Regulated under the EPA Toxics Release Inventory (TRI) program** is required.

These related fields are grayed out initially, and only become enabled if the user picks "YES" for LARGE or SMALL (but not for VERY SMALL).
When they become enabled, they are both required fields and get the red *.
The error messages are:
Additional **RCRA attachments** are required for large or small generators.
RCRA Site ID Number is required for large or small quantity generators.
Note that Tier2 Submit cannot verify the contents of the attachment, so this field is a bit on the filer's honor. However, if they check the box and DO NOT have any attachments at all on their record, then a red warning note would appear next to the Attachments heading with the hover text: "The field related to additional RCRA attachments is checked but **there are no attachments.**"

6. Nearest Hazardous Materials Response Team

Enter the team name, city, and 24-hour phone number for the nearest Hazardous Materials Response Team name, City and Emergency 24-Hour Phone Number.

Facility Response Team: If the facility has their own emergency response team, including designated employees or responders are properly trained and equipped with personal protection equipment and monitoring devices to respond to accidental releases of a hazardous regulated substances (the facility implements an emergency response

Hazardous Materials – NC Tier II State Fields

program under OSHA’s HAZOPER standard), then the facility may enter their emergency response team information.

Outside Response Team: Outside response team may be local, regional or contracted. Contact your responding fire department, [LEPC](#) or county emergency management if the responding hazardous materials team is unknown.

Nearest Hazardous Materials Response Team: It is important to know who is the closest response team to your site in order to understand the response time and incorporate that into your facility emergency planning. If you don't know the nearest team, contact your local fire department, county emergency manager, or Local Emergency Planning Committee. A directory of fire departments is available on the North Carolina Fire Marshal's Office at <https://www.ncosfm.gov/nc-fire-department-rescue-ems-directory-including-fdid>.

Name of Nearest Hazardous Materials Response Team

24-Hour Phone Number for Team

City Where Team is Located

7. Deregister

A facility may deregister for facility ownership changes or if all the Tier hazardous substance was removed from the site (and will not return during the reporting year). If applicable, enter the date the last EHS chemical was on-site.

<https://www.epa.gov/epcra/change-ownership-and-responsibility-tier-ii-reporting>

<https://www.labor.nc.gov/does-hazardous-chemical-right-know-act-apply-you>

“Deregistration: *Is your facility under threshold planning quantity for Tier II reporting [40 CFR 370.10(a)] for ALL hazardous substances onsite? Do you plan to remain under the threshold going forward? If so, mark your facility as deregistered below. Also, for deregistering ALL Section 302, Extremely Hazardous Substance facilities, follow up with county emergency management and the Local Emergency Planning Committee for community response plan updates on your facility. Reminder: Right to Know for OSHA reporting thresholds are 55 gallons/500 pounds. Continue to submit a 311 inventory and safety data sheet if applicable.”*

Is your facility deregistered?

Yes No

Date Last EHS Chemical Onsite (Above Threshold Planning Quantity) *

8. Chemical State Fields

Under EPCRA Sections 301 to 303 Emergency Planning, community response plans are to include identification of Section 302 regulated facilities, Extremely Hazardous Substance transportation routes, and additional facilities that add risk or have risk because they are located near high-risk facilities or transportation routes (e.g., natural gas facilities or hospitals). To assist local emergency managers and LEPCs, the SERC request facilities to provide transportation routes for EHS chemicals.

The shipment and mode of shipment fields are required.

Additionally, below the Highway and Rail options there are dependent fields about how long the truck trailers/rail cars are kept on site. If the transportation container is on-site more than 48 hours, include in the chemical inventory quantity. The purpose is if there is an incident at the facility, for the responders to know the transportation container may be there which may alter their response method.

State Fields

North Carolina requests the following:

For raw materials transported either to or from facility:

Frequency of Shipments *

Daily Weekly Monthly Annually Infrequent Not Shipped

Mode of Shipments (Check all that apply): *

Highway

Are trailers containing this substance kept at this facility for more than 48 hours?

Yes No

Rail

Are rail cars containing this substance kept at this facility for more than 48 hours?

Yes No

Ship or Barge

Other

9. Maximum Amount in Largest Container

Under EPCRA Sections 301 to 303 Emergency Planning, community response plans include release scenarios for facility hazardous substances. For planning and real world

chemical releases, having the largest container size versus only having the maximum amount of hazardous substance stored on site makes a difference between planning for an endpoint of a few hundred feet versus miles for off-site consequence analysis.

10. Additional Information Attachments Best Practices

Every year as part of the E-Plan Tier II submittal, facilities may upload emergency response information under Additional Information. This allows local responders, emergency planners and the NCEM RRT quick access to emergency information should an accidental release occur. The following items are recommended to upload in E-Plan.

- Full Emergency Action/Response Plan
- Quick View Responder Plan (2-5 pages with critical information for responders)
- Maps with access/egress, chemical locations, water supply, responder safe zone, facility employee rally points, shelter in place
- Chemical mitigation descriptions
- List of facility emergency response equipment and locations
- Specific medical procedures, necessary medication, medicine location, or treatment protocols for chemical exposure
- Process Diagrams
- Hazard Analysis
- SDS

Recommended file name formats:

- Site Map.*Facility Name.DD/MM/YYYY*
- EAP.*Facility Name.DD/MM/YYYY*
- ERP. *Facility Name.DD/MM/YYYY*
- RCRA HWCP.*Facility Name.DD/MM/YYYY*
- RCRA Quick Guide.*Facility Name.DD/MM/YYYY*
- SDS.*Product Name.DD/MM/YYYY*
- Safeguards.*Description.DD/MM/YYYY*
- Emergency Response Equipment List.*Facility Name.DD/MM/YYYY*