



**GUILFORD COUNTY  
ENVIRONMENTAL BULLETIN**

**REQUIREMENTS FOR INDIVIDUAL  
HOUSE CONSTRUCTION  
SOIL CONTAINMENT/EROSION  
CONTROL**

In August of 1974, the Board of County Commissioners of Guilford County adopted a Soil Erosion and Sedimentation Control Ordinance. The purpose of this Ordinance is regulation of “land-disturbing activity to control accelerated erosion and sedimentation in order to prevent the pollution to water and damage to lakes, watercourses, and other public and private property by sedimentation....”

As Guilford County develops more densely and more rapidly, we are beginning to see some of the following problems from individual home building:

1. Mud on public streets.
2. Bare and eroding side ditches of public streets.
3. Mud and silt obstructing drainage culverts.
4. Mud filling in stream channels and drainage ways.
5. Siltation damage to private and public ponds and lakes.
6. Siltation damage to private lawns.
7. Siltation to vital and protected wetlands.

Allowing sediment onto adjoining properties, water courses, or public roads is a violation of the Guilford County Ordinance, other applicable ordinances, and North Carolina State Law. Civil penalties up to \$5,000.00 per day may be assessed until site compliance is met.

The following steps are recommended to minimize off-site sedimentation:

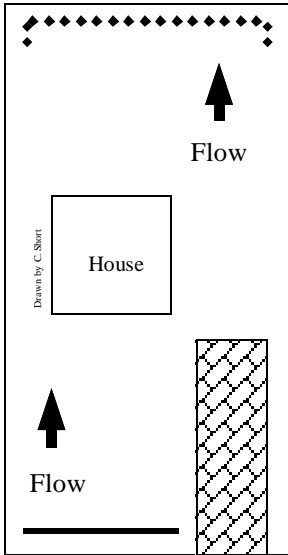
1. Clear and grade no more than is absolutely necessary for building construction.
2. Do not disturb side ditches that have a good grass cover.
3. Leave a natural wooded or grass buffer where possible on slopes and near property lines.
4. Install a gravel entrance into the building site and keep it maintained as needed.
5. Install silt fencing, earthen berms, straw wattles, etc. to control muddy water during and after grading. Details on installation of these devices are available from our office at no charge. (*Temporary devices have to be maintained regularly and are intended only for short term use.*)
6. The use of temporary and/or permanent groundcover in conjunction with temporary devices is most effective in preventing soil erosion. For seasonal seeding mixes, application rates, and proper soil amendments please visit our website at: [http://www.co.guilford.nc.us/planning\\_cms/erosion.html](http://www.co.guilford.nc.us/planning_cms/erosion.html)

Following these suggestions and using forethought will save money and complications in the long run. Also, the final product will be more attractive.

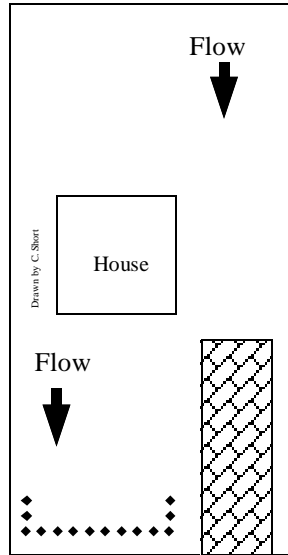
Please contact the Erosion Control Section of the Guilford County Planning and Development Department at 336-641-3803 if we may be of assistance.

## Single Family Erosion Control Options

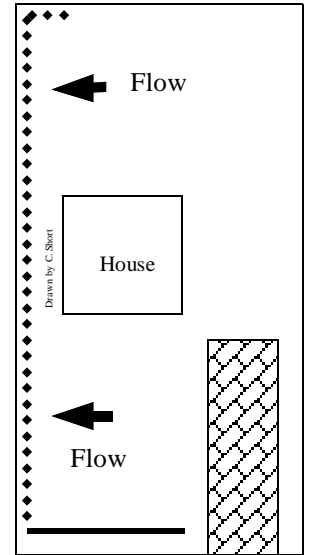
A. Flow to the Rear



B. Flow to the Front



C. Flow to the Left

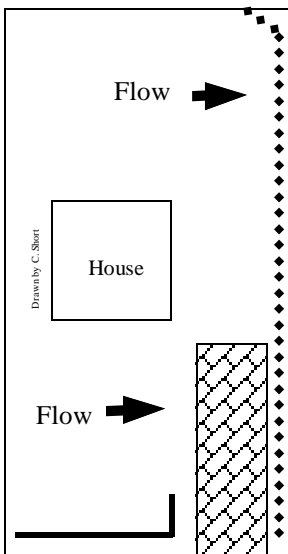


◆◆◆◆◆◆◆◆ Silt Fence

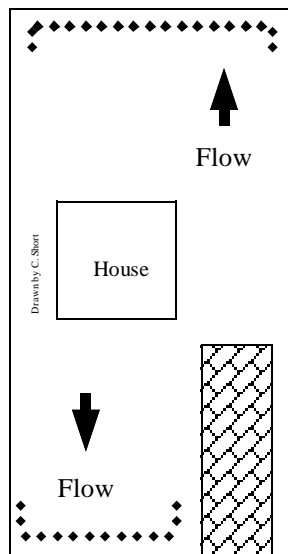
————— Any Type Barricade

▨▨▨▨▨▨▨▨ Construction Entrance

D. Flow to the Right



E. Flow to the Front & Rear



- Notes:**
- 1.) Any combination of the above plans may be used to adjust to site conditions.
  - 2.) Silt Fence must have washed stone placed on the uphill side of the silt fence.