

# Education

Although public education is primarily a responsibility of the state, all counties are required to fund a portion of the operating and capital expenses for local public school and community college systems. Most counties, including Guilford County, provide funding above and beyond the legal mandates. This additional funding is used to pay for local enhancements, such as extra teaching positions to reduce class sizes, teacher and staff salary supplements, and other programs and services in response to unique local needs.

Education expenditures support:

- Guilford County Schools
- Guilford Technical Community College
- Debt Service for Education Facilities
- Other capital expenditures

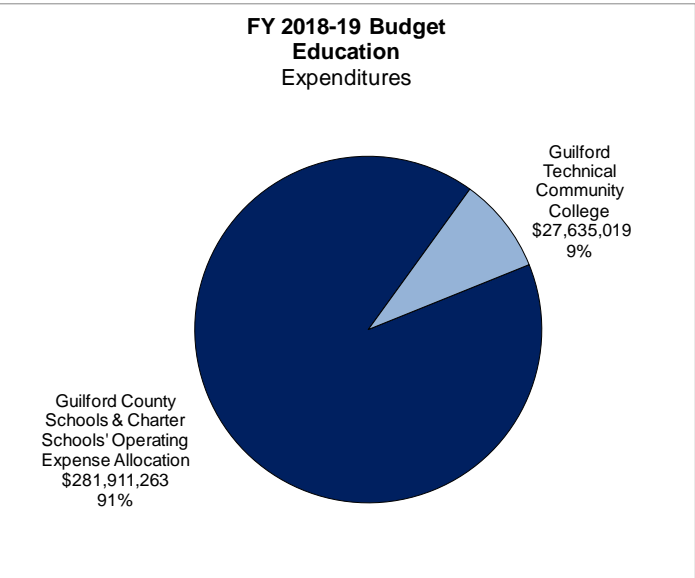
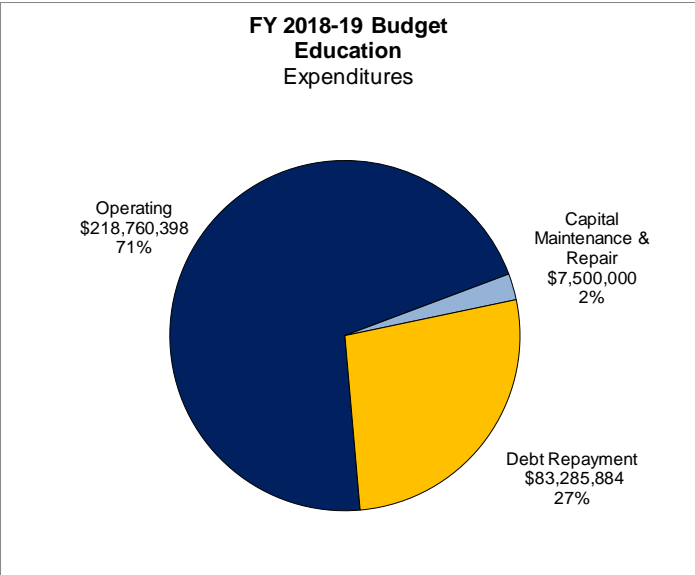
### Expenditures

The FY 2018-19 Adopted Budget includes \$309.5 million for Education and Education Debt Repayment, an increase of approximately \$6.2 million or 2.1%. Education, including repayment of facility debt for the Guilford County Schools (GCS) and Guilford Technical Community College (GTCC), is Guilford County's largest expenditure, accounting for 50% of total general fund expenditures.

The FY 2018-19 Adopted Budget increases operating funding for GCS by \$6.8 million and for GTCC by \$1.0 million. For GCS, this appropriation increases the County's projected per pupil operating funding from \$2,464 to \$2,526.

The budget also includes capital maintenance and repair allocations of \$6.0 million for GCS and \$1.5 million for GTCC. In addition, up to \$10.0 million for GCS security improvements to be funded with debt is tentatively planned with specific projects to be based on the facility study initiated in FY 2018.

Education-related debt repayment is expected to decrease by just over \$2.5 million in FY 2018-19 to \$84.3 million. This represents the payments on existing issues of voter-approved debt

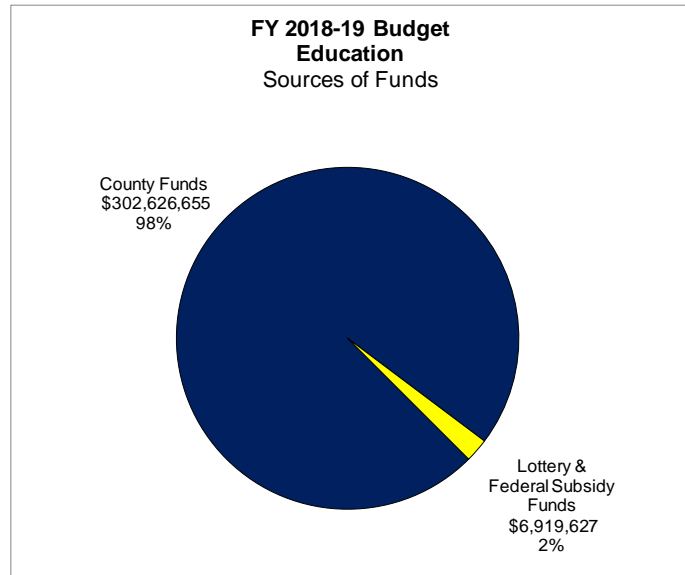


and Qualified School Construction Bonds approved by the Board of Commissioners for school and community college capital needs including the remaining bonds approved under the 2008 referenda that were issued in April 2017. For more information on existing and future bond issues is included in the Debt Service section of this document.

## Revenues

Most (98%) Education expenditures are funded with general county revenues. The County expects to receive \$4.75 million from the state education lottery. These funds must be used for the capital and/or debt service needs of the Guilford County School System.

A portion of the debt used for school needs was authorized under the American Recovery and Reinvestment Act (ARRA). As a result, the County receives a “rebate” (\$2.2 million) based on the cost of repaying ARRA-related debt.



	FY2017 Actual	FY2018 Adopted	FY2018 Amended	FY2019 Recomm	FY2019 Adopted	vs. FY18 Adopted	
						\$ chg	% chg
<b>Guilford County Schools (GCS) including Operating Expense Allocations for Charter Schools</b>							
Operating Expenses	\$188,360,398	\$195,860,398	\$195,860,398	\$201,860,398	<b>\$202,610,398</b>	\$6,750,000	3.4%
Capital Maintenance	\$6,000,000	\$5,000,000	\$5,000,000	\$7,500,000	<b>\$6,000,000</b>	\$1,000,000	20.0%
Debt Repayment	\$60,491,720	\$74,792,901	\$67,545,197	\$73,300,865	<b>\$73,300,865</b>	-\$1,492,036	-2.0%
<b>Total</b>	<b>\$254,852,118</b>	<b>\$275,653,299</b>	<b>\$268,405,595</b>	<b>\$282,661,263</b>	<b>\$281,911,263</b>	<b>\$6,257,964</b>	<b>2.3%</b>
<b>Guilford Technical Community College (GTCC)</b>							
Operating Expenses	\$14,650,000	\$15,150,000	\$15,150,000	\$16,150,000	<b>\$16,150,000</b>	\$1,000,000	6.6%
Capital Maintenance	\$1,500,000	\$1,500,000	\$1,500,000	\$1,500,000	<b>\$1,500,000</b>	\$0	0.0%
Debt Repayment	\$9,620,910	\$11,010,770	\$10,726,187	\$9,985,019	<b>\$9,985,019</b>	-\$1,025,751	-9.3%
<b>Total</b>	<b>\$25,770,910</b>	<b>\$27,660,770</b>	<b>\$27,376,187</b>	<b>\$27,635,019</b>	<b>\$27,635,019</b>	<b>(\$25,751)</b>	<b>-0.1%</b>
<b>Total Education</b>	<b>\$280,623,028</b>	<b>\$303,314,069</b>	<b>\$295,781,782</b>	<b>\$310,296,282</b>	<b>\$309,546,282</b>	<b>\$6,232,213</b>	<b>2.1%</b>
<b>Sources of Funds</b>							
<b>Federal &amp; State Funds</b>							
Lottery Funds	\$ 4,799,500	\$ 4,750,000	\$ 4,750,000	\$ 4,750,000	<b>\$ 4,750,000</b>	\$0	0.0%
American Rec/Reinvest Act	\$ 2,167,801	\$ 2,616,133	\$ 2,616,133	\$ 2,169,627	<b>\$ 2,169,627</b>	-\$446,506	-17.1%
County Funds	\$ 273,655,727	\$ 295,947,936	\$ 288,415,649	\$ 303,376,655	<b>\$ 302,626,655</b>	\$6,678,719	2.3%
<b>Sources of Funds</b>	<b>\$ 280,623,028</b>	<b>\$ 303,314,069</b>	<b>\$ 295,781,782</b>	<b>\$ 310,296,282</b>	<b>\$ 309,546,282</b>	<b>\$6,232,213</b>	<b>2.1%</b>