

TUBERCULOSIS

DATA BRIEF 2022



Tuberculosis (TB) is a communicable, potentially fatal disease that usually affects the lungs but can attack other parts of the body as well, including the kidneys, spine, and brain. It is an airborne infection that is spread when a person with an active case of TB breathes out the disease-causing bacteria, which are then inhaled by another person. TB is treatable, though new drug-resistant strains are appearing that are more difficult to treat. To prevent the disease from recurring in a drug-resistant form, nurses in the Guilford County TB control program use directly observed therapy protocols to ensure that patients are taking all medications as directed. In the last 20 years, TB rates have declined significantly in North Carolina and Guilford County. Between 2000 and 2021, Guilford County cases declined 71%, from 34 to 10 cases.

Reportable Disease	2015		2016		2017		2018		2019		2020		2021	
	Number	Rate	Number	Rate	Number	Rate	Number	Rate	Number	Rate	Number	Rate	Number	Rate
Tuberculosis	21	4.1	19	3.6	21	4.0	17	3.2	11	2.0	10	1.9	10	1.8
Population	517,600		521,330		526,953		533,213		537,174		540,521		542,410	

Source: North Carolina Electronic Disease Surveillance System (NCEDSS).

Technical Notes:

*Rates are expressed per 100,000 population. Please note that rates based on small numbers (fewer than 20 cases) are unstable and should be interpreted with caution.

Tuberculosis Cases and Percentages by Race and Hispanic Status, Guilford County, 2019 - 2021

Race and Ethnicity	2019		2020		2021	
	Number	Percent	Number	Percent	Number	Percent
Asian	2	18.2%	3	30.0%	1	10.0%
African-American	6	54.6%	5	50.0%	6	60.0%
Native Hawaiian/Pacific Islander	1	9.1%	0	0.0%	0	0.0%
White	2	18.2%	2	20.0%	3	30.0%
Race Total	11	100%	10	100%	10	100%
Hispanic*	2	18.2%	1	10%	2	20%

*Hispanics can be of any race.

This brief was prepared by the Health Surveillance and Analysis Unit of the Division of Public Health:

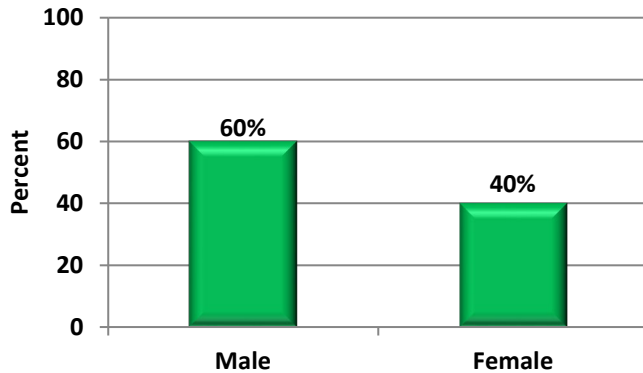
Charley C. Naney, MPH., EMT-B and Epidemiologist II
Laura Mroska, MPH, MSW, Community Health Educator

For more information about Guilford County health statistics, visit:

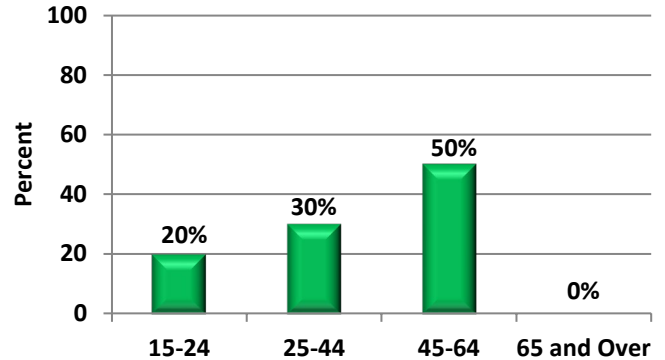
<https://www.guilfordcountync.gov/our-county/human-services/health-department/health-statistics>.

Select Characteristics of 2021 Guilford County Tuberculosis Cases

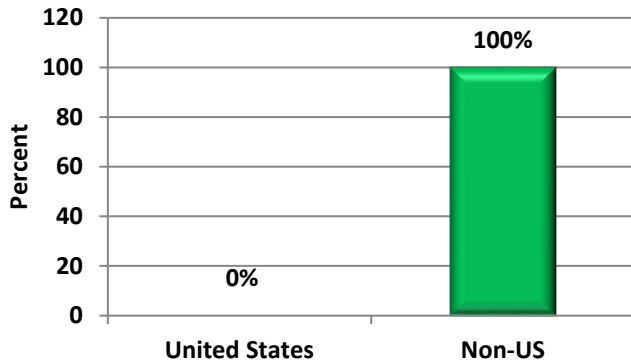
Percent of Tuberculosis Cases by Sex, Guilford County, 2021



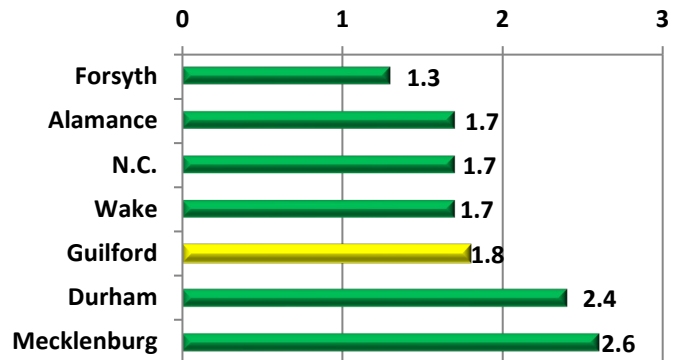
Percent of Tuberculosis Cases by Age Group, Guilford County, 2021



Country of Origin of Cases, Guilford County 2021

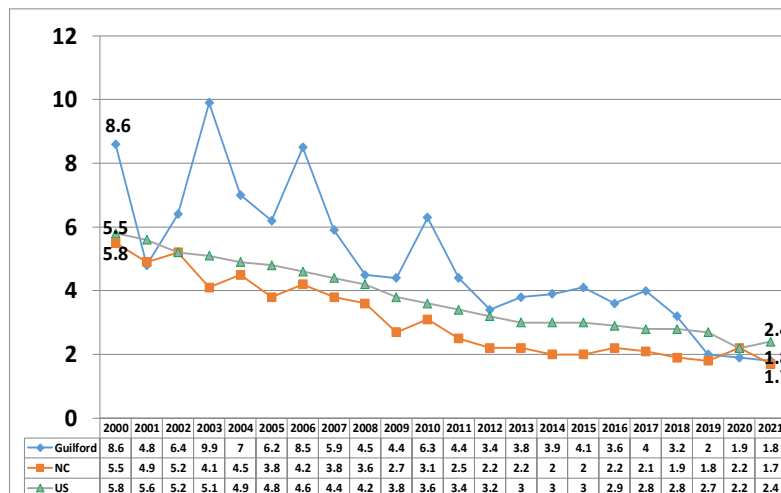


Tuberculosis Rates per 100,000 for Selected Counties and NC, 2021



Trends in Tuberculosis Incidence Rates
Guilford County, NC and the US 2000-2021

Rate per 100,000



Source: NC Electronic Disease Surveillance System (NC EDSS).