

TUBERCULOSIS DATA BRIEF 2020



Tuberculosis (TB) is a communicable, potentially fatal disease that usually affects the lungs but can attack other parts of the body as well, including the kidneys, spine and brain. It is an airborne infection that is spread when a person with an active case of TB breathes out the disease-causing bacteria, which are then inhaled by another person. TB is treatable, though new drug-resistant strains are appearing that are more difficult to treat. To prevent the disease from recurring in a drug-resistant form, nurses in the Guilford County TB control program use directly observed therapy protocols to ensure that patients are taking all medications as directed. In the last 20 years, TB rates have declined by two-thirds in NC and by half in Guilford County. Guilford County cases declined 41% from 17 to 10 cases between 2018 and 2020.

Reportable Disease	2014		2015		2016		2017		2018		2019		2020	
	Number	Rate	Number	Rate	Number	Rate	Number	Rate	Number	Rate	Number	Rate	Number	Rate
Tuberculosis	20	3.9	21	4.1	19	3.6	21	4.0	17	3.2	11	2.0	10	1.9 ¹
Population	512,119		517,600		521,330		526,953		533,213		537,174		537,174	

Source: North Carolina Electronic Disease Surveillance System (NCEDSS).

Technical Notes:

*Rates are expressed per 100,000 population. Please note that rates based on small numbers (fewer than 20 cases) are unstable and should be interpreted with caution.

¹ The 2020 tuberculosis rate was determined using the 2019 population estimate as the 2020 population estimate was not yet available.

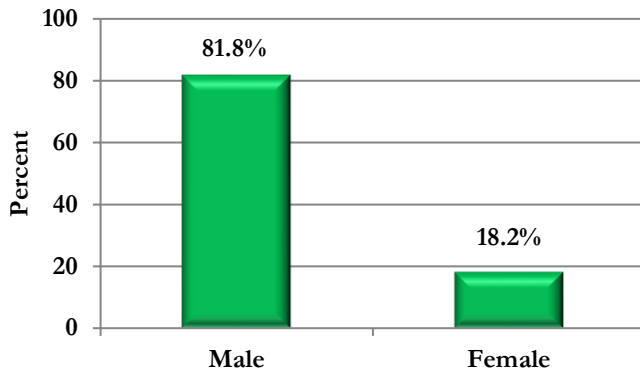
Tuberculosis Cases and Percentages by Race and Hispanic Status, Guilford County, 2019 and 2020

Race and Ethnicity	2019		2020	
	Number	Percent	Number	Percent
Asian	2	18.2%	3	30.0%
African-American	6	54.6%	5	50.0%
Native Hawaiian/Pacific Islander	1	9.1%	0	0.0%
White	2	18.2%	2	20.0%
Race Total	11	100%	10	100%
Hispanic*	2	18.2%	1	10%

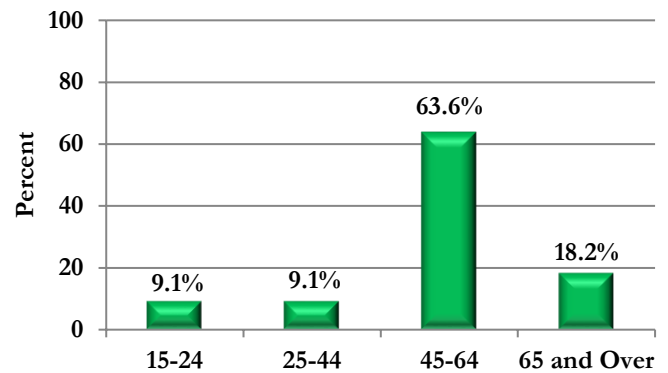
*Hispanics can be of any race.

Select Characteristics of 2019 Guilford County Tuberculosis Cases

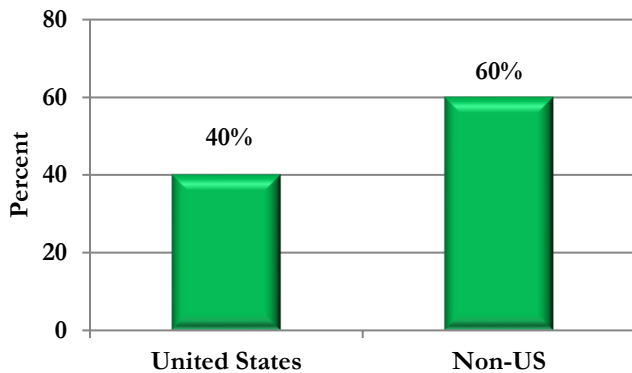
Percent of Tuberculosis Cases by Sex, Guilford County, 2019



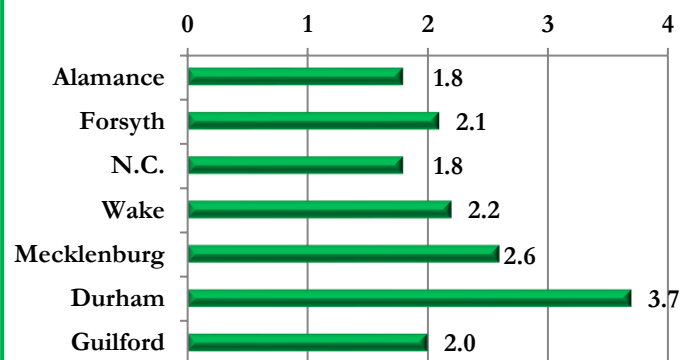
Percent of Tuberculosis Cases by Age Group, Guilford County, 2019



Country of Origin of Cases, Guilford County 2019

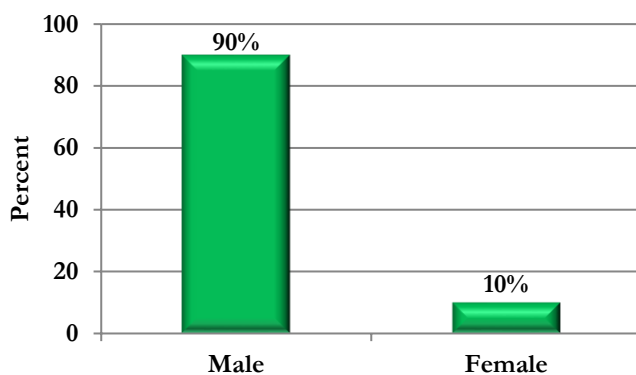


Tuberculosis Rates per 100,000 for Selected Counties and NC, 2019

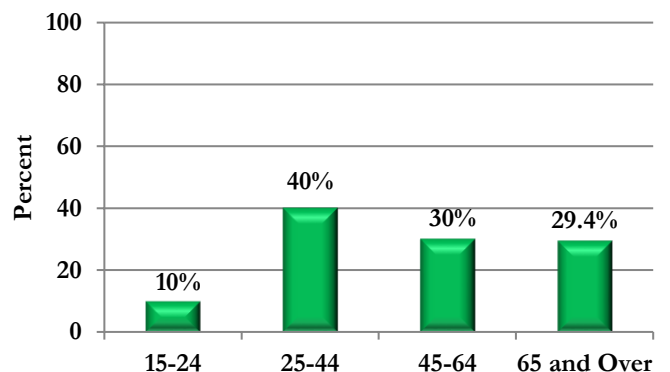


Select Characteristics of 2020 Guilford County Tuberculosis Cases

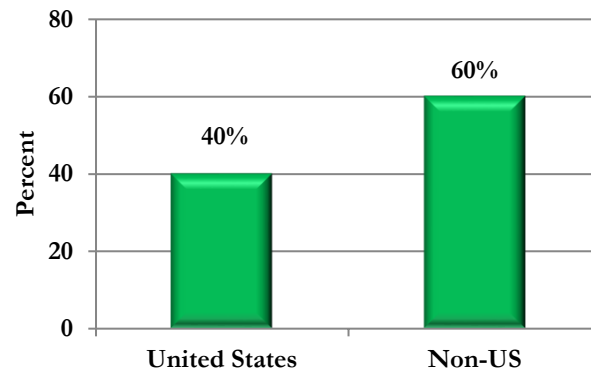
Percent of Tuberculosis Cases by Sex, Guilford County, 2020



Percent of Tuberculosis Cases by Age Group, Guilford County, 2020

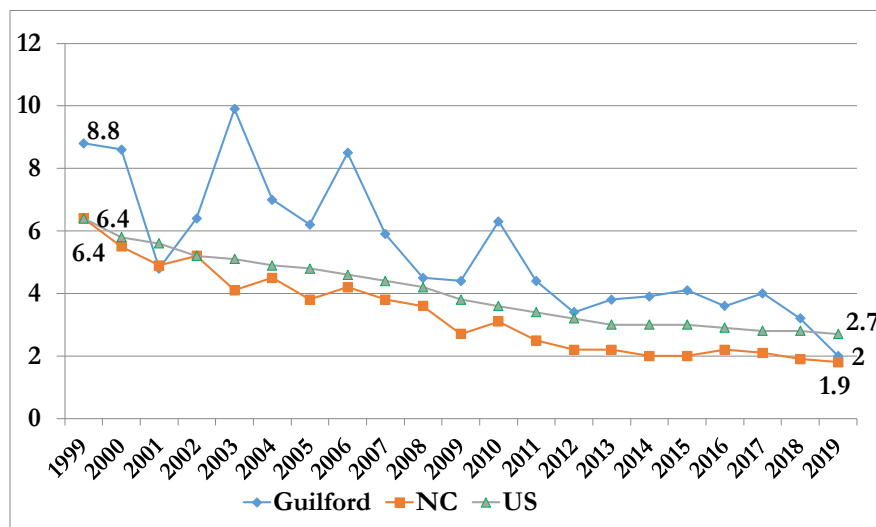


Country of Origin of Cases, Guilford County 2020



Trends in Tuberculosis Incidence Rates Guilford County, NC and the US 1999-2019

Rate per 100,000



Source: NC Electronic Disease Surveillance System (NC EDSS).

This brief was prepared by Health Surveillance and Analysis Unit of the Division of Public Health:

Charley C. Naney, MPH., EMT-B and Epidemiologist II
 Laura Mroska, MPH, MSW, Community Health Educator

For more information about Guilford County health statistics, visit:

<https://www.guilfordcountync.gov/our-county/human-services/health-department/health-statistics>.